


2023 年度


乐山市乐山职业技术学院

部门决算

	3
	3
	3
2023	4
	4
	4
	5
	6
	6
	11
" "	11
	14
	15
	15
	17
	22
	34

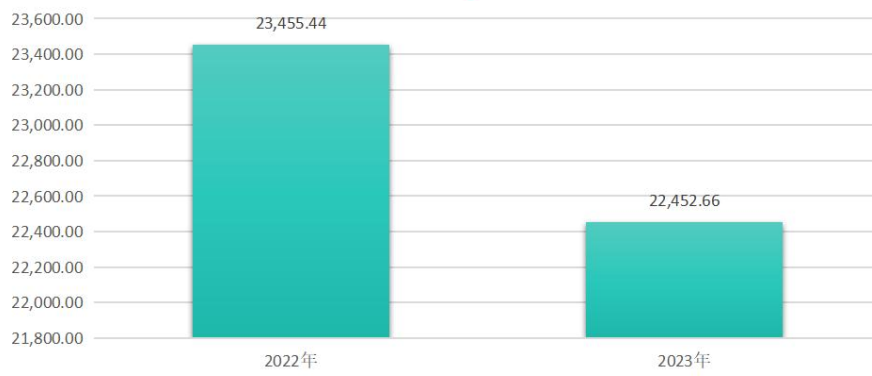


收入预算结构图



财政拨款收、支决算总计变动情况

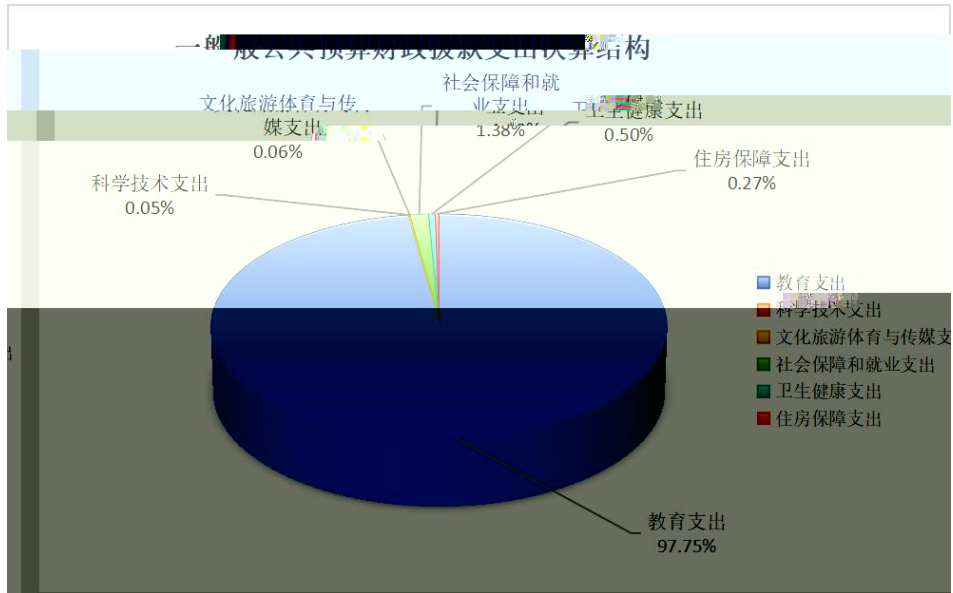
单位：万元



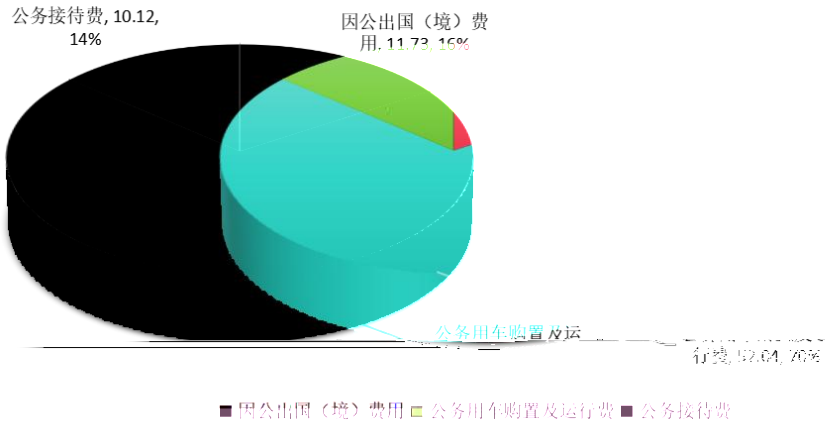
一般公共预算财政拨款支出决算变动情况

单位：万元





“三公”经费财政拨款支出结构



1. 因公出国(境)经费支出

2. 公务用车购置及运行维护费支出

其中：公务用车购置支出

公务用车运行维护费支出

3. 公务接待费支出

乐山职业技术学院 2023 年整体绩效自评报告

(一) 。

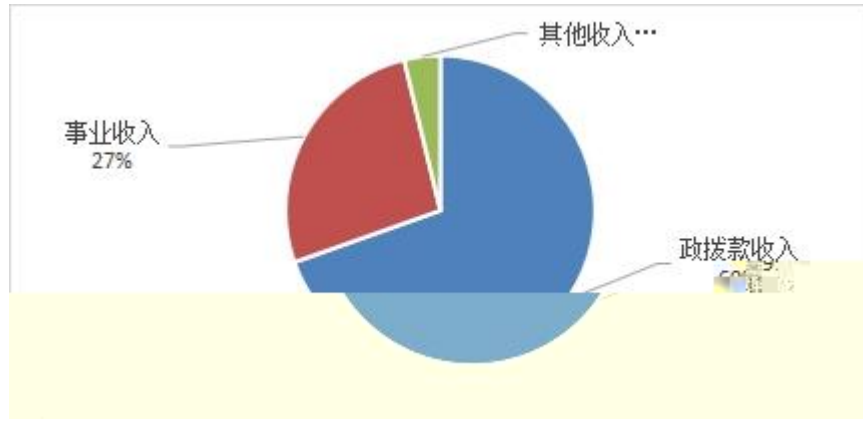
人 。

主 任 。

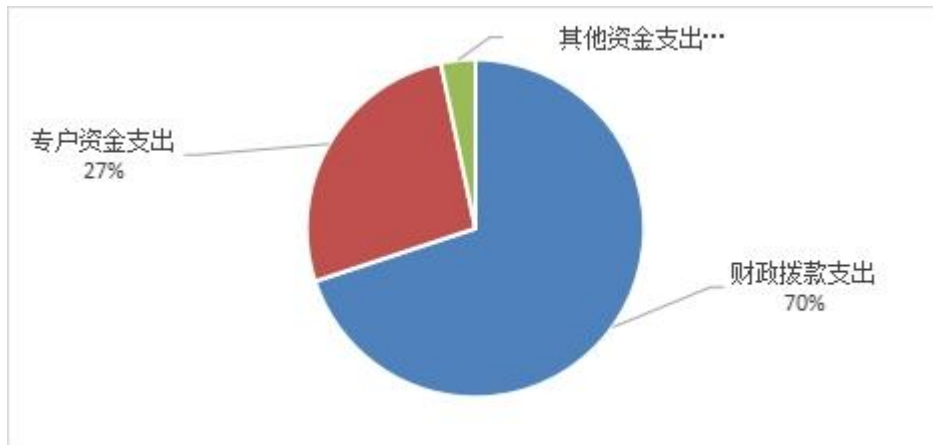
() 体 。

(一)

。



。



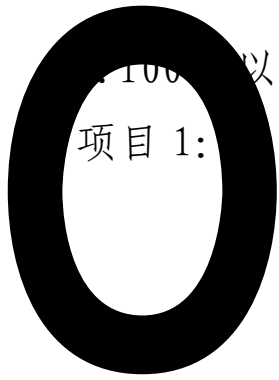
。

(一) 体 。

(二)

。

体情况



100 以上项目：
项目 1:


(三)

。

					2023		
		2211. 00		2068. 21		93. 54%	
		2211. 00		2068. 21		93. 54%	
	2023	14000			2023	15000	
					/		
					100	99. 35	
		10		100%	9. 35	10	9. 35
							93. 54%
			14000	15000	10	10	
			150000	150000	10	10	
			288000	288000	10	10	
			90%	90%	10	10	
			98%	98%	10	10	
			90%	90%	5	5	
			95%	95%	5	5	
					20	20	
					10	10	

	" "		2023				
		3, 528. 00	3146. 95			89. 20%	
		480. 00	382. 34			79. 65%	
		3, 048. 00	2764. 61			90. 70%	
	2023	"	"	2023	"	"	
	"	2	"	"	"	"	
	"	" 1+N"	"	2023	"	"	
	"	"	"	2023	95. %	"	188
	"	"	"	2025	38	"	
	"	"	"	150			
					/		
					100	98. 92	
	10		100%	8. 92	10	8. 92	89. 20%
			1. 2	1. 2	5	5	
			180	188	5	5	
			38	3 8	5	5	
			1	1	5	5	
			1	1	5	5	
	" "		5	5	5	5	
			5	9	5	5	
			1	1	5	5	
			1	1	5	5	
			1	1	5	5	
	" "		1	1	5	5	
					5	5	
			85%	85%	20	20	
			95%	95%	10	10	

1. = / *10
 2. " 90



				2023			
		250		249.97		99.99%	
		250		249.97		99.99%	
		5%		600		11	
				100%	9		
				248			
					/		
					100	99.9988	
		10		100%	9.9988	10	9.9988
				100%	100%	5	5
				600	600	5	5
				11	11	5	5
				100%	100%	5	5
				100%	100%	5	5
				100%	100%	5	5
				9	9 %	5	5
		35		35	35 %	5	5
						5	5
				100%	100%	5	5
				100%	100%	5	5
						5	5
						20	20
				95%	95%	10	10

1. = / *10
 2 " " 90

	" "		2023				
		2000	1156.16			57.81%	
		2000	1156.16			57.81%	
	2023						
	"	2	"				
		" 1+N					
	"	"		2023	"	"	
	"	"		2023	95. %	"	188
	"	"			38		
		2025	150				
					/		
				100	95.78		
	10		100%	5.78	10	5.78	57.81%
			1.2	1.2	5	5	
			180	188	5	5	
			38	3.8	5	5	
			1	1	5	5	
			1	1	5	5	
		" "	5	5	5	5	
			5	9	5	5	
			1	1	5	5	
			1	1	5	5	
			1	1	5	5	
		" "	1	1	5	5	
					5	5	
			85%	85%	20	20	
			95%	95%	10	10	

1. = / *10
 2. " 90

			2023					
			271.57	40.81		15.03%		
			271.57	40.81		15.03%		
					/			
					100	73.01		
			10	100%	15.03%	10	1.50	15.03%
				272	41	20	1.51	
						20	20	
				90%	90%	20	20	
						20	20	
				90%	90%	10	10	

1. = / *10
 2 " " 90

	2021 4-6			2023			
		11. 33		11. 33		100. 00%	
		11. 33		11. 33		100. 00%	
					/		
					100	100	
	10			100%	10	10	10
				3	3	20	20
				98%	98%	20	20
				≤12	≤12	20	20
				98%	98%	20	20
				98%	98%	10	10
1.	=	/	*10				
2 "			" 90				



2021

2023

30

30

100.00%

30

30

100.00%

1.

105 200

200

2.

5

3.

1. 5

2. 200

3.

4. " "

4

<http://l eshanfx. ti ance. cn/>

<http://l eshanfx. ti ance. cn/#/home>

fl a , ,

4. " "

fl , , afl a fl , a a

, a /

	2021		2023				
	21		21			100.00%	
	21		21			100.00%	
					/		
					100	100	
	10		100%	10	10	10	
			200	200	20	20	
			90%	98%	20	20	
					20	20	
					20	20	
			95%	95%	10	10	

1. = / *10
 2. " " 90

	2021	"	"		2023		
		2		2		100.00%	
		2		2		100.00%	
					/		
					100	100	
		10		100%	10	10	
				20	25	20	20
				2	2	10	10
				1	1	20	20
				100%	1	10	10
						20	20
				95%	1	10	10

1. = / *10
 2. " " 90

	2022		2023			
	18.46		18.46		100.00%	
	18.46		18.46		100.00%	
	2023		2022	10	42	368
					/	
				100	100	
	10	100%	10	10	10	
				5	5	
				5	5	
	-	1	1	5	5	
		1	1	5	5	
		4	4	5	5	
		1	1	5	5	
		4	4	5	5	
	* 1+X*	12	12	2	2	
	* "	80%	80%	3	3	
		3	3	5	5	
		7000	10000	5	5	
	2021-2022	110	117	5	5	
				5	5	
	2021	95%	95.60%	5	5	
	* "	80%	80%	5	5	
		9	9	5	5	
				5	5	
				5	5	
	2022			5	5	

1. = / *10
 2. " " 90

	2021			2023			
		6.04		6.04		100.00%	
		6.04		6.04		100.00%	
					/		
					100	100	
	10		100%	10	10	10	
			3	3	20	20	
			95%	96%	20	20	
			12	12	20	20	
			95%	97%	20	20	
			95%	96%	10	10	

1. = / *10
 2. " " 90

			2023				
			3.8	3.8		100.00%	
			3.8	3.8		100.00%	
					/		
					100	100	
		10	100%	10	10	10	
			1	1	40	40	
			100%	100%	35	35	
			100%	100%	5	5	
					5	5	
			90%	90%	5	5	

1. = / *10
 2. " " 90

	2021			2023			
	2		2	100.00%			
	2		2	100.00%			
				5			
					/		
				100	100		
	10		100%	10	10	10	
			3	5	20	20	
			95%	100%	20	20	
			12	12	20	20	
					20	20	
			95%	100%	10	10	

1. = / *10
 2. " " 90

				2023			
		305.2		305.2		100.00%	
		305.2		305.2		100.00%	
					12	8406	443
					/		
					100	100	
		10		100%	10	10	10
				4000	8406	20	20
				412	443	20	20
				12	12	10	10
				95%	100%	5	5
				12	12	5	5
						20	20
				95%	95%	10	10

1. = / *10
 2. " " 90

			2023				
		49.56		49.56		100.00%	
		49.56		49.56		100.00%	
				1782			
					/		
					100	100	
	10		100%	10	10	10	
			1500	1782	20	20	
			100%	100%	20	20	
			12	12	20	20	
					20	20	
			95%	95%	10	10	

1. = / *10
 2 " 90

			2023				
		6		2.99			49.83%
		6		2.99			49.83%
				2686			
					/		
					100	94.98	
		10	100%	4.98	10	4.98	49.83%
			2000	2686	20	20	
			100%	100%	20	20	
			12	12	20	20	
					20	20	
			98%	98%	10	10	

$$1. \quad = \quad / \quad *10$$

$$2. \quad " \quad " \quad 90$$



			2023				
		48.16		38.25		79.42%	
		48.16		38.25		79.42%	
					/		
					100	97.94	
		10	100%	7.94	10	7.94	79.42%
			12	12	10	10	
			443	443	10	10	
			13%	30.30%	10	10	
			100%	100%	10	10	
			100%	100%	10	10	
			12	12	10	10	
					20	20	
			85%	85%	10	10	

1. = / *10
 2. " " 90

			2023				
		1639.36	1626.24	99.20%			
		1639.36	1626.24	99.20%			
	2023						
					/		
					100	99.92	
	10		100%	9.92	10	9.92	
			12	12	10	10	
			443	443	10	10	
			13%	30.30%	10	10	
			100%	100%	10	10	
			100%	100%	10	10	
			12	12	10	10	
					20	20	
			85%	85%	10	10	

1. = / *10
 2. " 90

	2022	149#		2023			
	121.00		121.00		100.00%		
	121.00		121.00		100.00%		
				2023			
				" "			
				2023 95. % " "			
				38 188			
				150			
					/		
					100	100.00	
	10		100%	10.00	10	10.00	
			10	10	20	20	
			98%	98%	20	20	
			12		20	20	
					20	20	
			98%	98%	10	10	

1. = / *10
 2. " 90

	2022	166#		2023			
		2000.00		143.08		7.15%	
		2000.00		143.08		7.15%	
	"			"			
					/		
					100	90.72	
	10		100%	0.72	10	0.72	7.15%
			49	49	20	20	
			100%	100%	20	20	
					20	20	
					20	20	
			98%	98%	10	10	

1. = / *10
 2. " " 90

	2022		2023				
	60		60			100.00%	
	60		60			100.00%	
					/		
					100	100	
	10		100%	10	10	10	
			3	3	20	20	
			95%	95%	20	20	
			12	12	20	20	
					20	20	
			98%	98%	10	10	

1. = / *10
 2. " " 90

" "

2023

	2022		2023			
	62.5		62.5		100.00%	
	62.5		62.5		100.00%	
					/	
					100	100
	10		100%	10	10	10
			50	50	20	20
			95%	95%	20	20
			12	12	20	20
					20	20
			95%	95%	10	10

1. = / *10
 2. " " 90

			2023				
		7.44		7.44		100.00%	
		7.44		7.44		100.00%	
						10	
					/		
					100	100	
	10		100%	10	10	10	
			10	10	20	20	
			100%	100%	20	20	
			95%	100%	20	20	
					20	20	
			95%	95%	10	10	

1. = / *10
 2. " " 90

	2023	34#		2023			
		898		796.75			88.72%
		898		796.75			88.72%
				2023			2023
				" "			" "
					95. %		
						188	
						150	
				38			
					/		
					100		98.87
		10		100%	8.87	10	8.87
							88%
				1.2	1.2	5	5
				180	188	5	5
				38	38	5	5
				1	1	5	5
				1	1	5	5
		" "		5	5	5	5
				5	9	5	5
				1	1	5	5
				1	1	5	5
				1	1	5	5
		" "		1	1	5	5
						5	5
				85%	85%	20	20
				95%	95%	10	10

1. = / *10
 2. " " 90

	2023		2023				
		3	3			100.00%	
		3	3			100.00%	
					/		
					100	100	
		10	100%	10	10	10	
			6	6	10	10	
		H V	500	3000 300	10	10	
			500	2310	10	10	
			5	5	10	10	
			500	6000	10	10	
					10	10	
			5000	9500	20	20	
			90%	100%	10	10	

1. = / *10
 2. " " 90

	2023	50#		2023			
		224.28		202.56		90.32%	
		224.28		202.56		90.32%	
					/		
					100	99.03	
		10	100%	9.03	10	9.03	90.32%
			12	12	10	10	
			443	443	10	10	
			13%	30.30%	10	10	
			100%	100%	10	10	
			100%	100%	10	10	
			12	12	10	10	
					20	20	
			85%	85%	10	10	

1. = / *10
 2. " " 90









